



# Ms-Office

## Word, Excel, Powerpoint

# COURSE

**ONLINE & OFFLINE**



**LEARN FROM BEGINNEN  
TO ADVANCED LEVEL**



**9892081903**





#1 TRENDING Course  
for 10<sup>th</sup> Std Students

MS-OFFICE PROFESSIONAL WITH  
✓CERTIFICATION, BOOKS/NOTES

All Inclusive Fees ~~11,990~~ 7,990 Limited Offer  
Duration: 2 MONTHS REGULAR / Fast-Track Available

Dadar / Matunga Rd.  
OPP. MOVIE TIME  
CINEMA. 1<sup>st</sup> Floor.  
Andheri Near Station  
Pearl Plaza, 7<sup>th</sup> Floor.

## Certified Ms-Office Course: Word, Excel & PowerPoint



Fees: ~~12,990~~ Special 'Limited' Offer Rs. 7,990✓

JOIN 2

Pay for 1

### MICROSOFT-WORD Syllabus

Menu Bars & Toolbars  
Page Setup  
Standard & Format Tool Bar  
Drawing Tools, Auto-format  
Inserting Objects & Pictures  
Newspaper style Columns  
Borders & Shading  
Headers & Footers  
Inserting Symbols  
Bullet & Numbering  
Thesaurus, Word Count  
Auto Text Entry  
Auto Correct, Tables  
Sorting, Mail Merge

- ✓ Includes **Certificates**
- ✓ **Books & Notes**
- ✓ **Extra** Certifications of Workshops
- ✓ **AI Tools &** Intro to Digital Marketing
- ✓ **Projects & Assignments** for College Life.
- ✓ **TRENDING** Course for 10<sup>th</sup> Std Students

### MICROSOFT -EXCEL Syllabus

Electronic Spreadsheet Concept  
Formatting Fonts  
Numbers, Auto-Format  
Relative & Absolute Reference  
Date & Currency Formatting  
Formula charts & Graphs  
2D/3D Graphs  
Pie, Line Cone  
Formatting Charts  
Sub Total Reports  
Auto Filters  
Password Protecting Worksheets  
Linking Multiple Sheets





#1 TRENDING Course  
for 10<sup>th</sup> Std Students

MS-OFFICE PROFESSIONAL WITH  
✓CERTIFICATION, BOOKS/NOTES

All Inclusive Fees ~~11,990~~ 7,990 Limited Offer  
Duration: 2 MONTHS REGULAR / Fast-Track Available

Dadar / Matunga Rd.  
OPP. MOVIE TIME  
CINEMA. 1<sup>st</sup> Floor.  
Andheri Near Station  
Pearl Plaza, 7<sup>th</sup> Floor.

## MICROSOFT-POWERPOINT Syllabus

Electronic Slide Presentation

Slide Formatting

Theme & Slide Layout

SmartArt, Charts & Graphics

Adding Animation Effects

Giving Effects & Transitions to Slides

Creating Professional Slide Presentations

Setting up a Slide Show & Giving Timings

Adding Music to Presentations

Compiling Videos of Presentations

Sharing & Saving Different Formats of Presentations

[Linking Word, Excel & PowerPoint](#)

- **INTERNET:** Using GMAIL, Understanding the Basics of the Internet, **Researching Skills.**
- **Digital Literacy Skills:** Learning to evaluate online information
- **Media Literacy and Critical Thinking**
- **AI – Artificial Intelligence Apps.**

## Introduction to Digital Marketing Fundamentals

Introduction to Digital Marketing Modules offers a comprehensive overview of the dynamic world of online marketing. This module delves into fundamental concepts, strategies, and tools essential for navigating today's digital landscape. From understanding Social Media Platforms and Search engines, Students will gain insights into how businesses harness the power of digital channels.

## Basics of Graphic Designing Fundamentals

Introduction to Graphic Designing is an exciting journey into the world of Visual Communication and Creativity. This course introduces 10th standard students to the fundamental principles and tools used in graphic design.

## Certified CANVA Graphic & Video Editing Course



You will learn the following topics

1. Graphic Designing
2. Video Editing : Reels, Youtube Videos
3. Presentations
4. Brochure & Logos
5. Web Designing
6. Digital Card
7. Portfolio Creation

- ✓ Includes 2 Certificates
- ✓ Books & Notes
- ✓ Extra Certifications of Workshops
- ✓ AI Tools & Intro to Digital Marketing
- ✓ Projects & Assignments for College Life.
- ✓ #1 TRENDING Course for 10<sup>th</sup> Std Students



Dadar | Matunga West 9892081903  
Andheri Station West | 26700893 / 9324347326

www.softprocomp.com  
[www.softpro.in](http://www.softpro.in)



#1 TRENDING Course  
for 10<sup>th</sup> Std Students

MS-OFFICE **PROFESSIONAL** WITH  
✓CERTIFICATION, BOOKS/NOTES

All Inclusive Fees ~~11,990~~ 7,990 Limited Offer  
Duration: 2 MONTHS REGULAR / Fast-Track Available

Dadar / Matunga Rd.  
OPP. MOVIE TIME  
CINEMA. 1<sup>st</sup> Floor.  
Andheri Near Station  
Pearl Plaza, 7<sup>th</sup> Floor.



Original Fees: ~~12,990~~

**Special Offer Fees 7,990**

Further "Join 2 Pay for 1" = Rs. 3995 per student

Duration: 2-3 Months / Fast Track Available.

JOIN 2

Pay for 1

Fees:

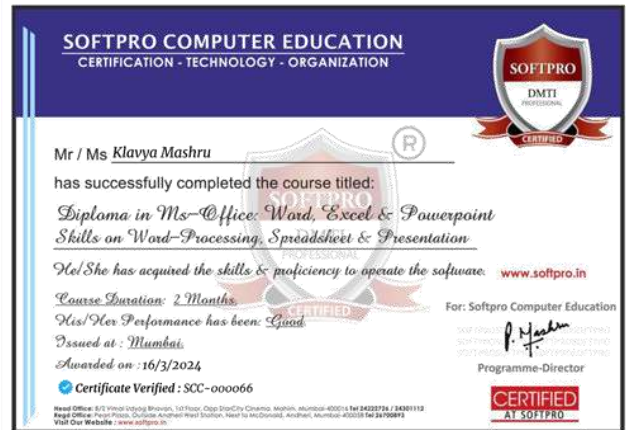
**\*Effective cost Rs. 3995 per Student only for 10<sup>th</sup> Students**

**SAVE 50%**  
on the full  
collection

## **BENEFITS of Ms-OFFICE for 10<sup>th</sup> Students**

1. **Document Creation & Formatting for Assignments.**
2. Manage & Analyze data effectively for **Research Projects** using Excel spreadsheets – **Create Charts & Graphs.**
3. Create **Professional & Engaging Presentations** for Class Projects and Seminars with PowerPoint.
4. **Organizational Skills & Productivity** with Ms-Office for **College Activities.**
5. **Industry Recognized Certification.**

**ONLINE | OFFLINE | CLASSROOMS**



### **Dadar / Matunga Rd West**

B/2 Vimal Udyog Bhavan,  
Opp. Movie Time Cinema  
Manmala Tank Road,  
10 Min Matunga West Rd Stn  
**7977044922 / 9892081903**



### **Andheri West Nr. Station**

Pearl Plaza, 7th Floor,  
Office 704, Masjid Gali,  
Next to McDonald  
Next to Andheri West Station,  
**9820936176 / 9324347326**

**Training Since 1992**

Dadar | Matunga West 9892081903

Andheri Station West | 26700893 / 9324347326

[www.softprocomp.com](http://www.softprocomp.com)

[www.softpro.in](http://www.softpro.in)



#1 TRENDING Course  
for 10<sup>th</sup> Std Students

MS-OFFICE PROFESSIONAL WITH  
✓CERTIFICATION, BOOKS/NOTES

All Inclusive Fees ~~11,990~~ 7,990 Limited Offer  
Duration: 2 MONTHS REGULAR / Fast-Track Available

Dadar / Matunga Rd.  
OPP. MOVIE TIME  
CINEMA. 1<sup>st</sup> Floor.  
Andheri Near Station  
Pearl Plaza, 7<sup>th</sup> Floor.

## ☑ Ultimately, what will be the **Result of** **Completing this Course?**



**YOU** Will be College-Ready! **You** will be Prepared for  
College life with our MS Office course tailored for 10th  
standard Students, equipping **You** with essential skills for  
**academic success & beyond.**

### ☑ **Duration**

| 2-3 Months | 3 Times a Week | 1 or 1.30-hour Sessions |

Fees: Includes Notes/Books, 2 Certificates

### ☑ **Drop in for a FREE Counselling**

Gain Essential Skills for Success in College and Beyond:

- ☑ Get Ahead in Assignments and Presentations
- ☑ Create Professional Projects with Ms Word
- ☑ Boost Your Academic Performance with MS Office Expertise

### **Course Topics Covered are**

1. Basics of Computers ☑
2. Ms Office ☑
3. Ms Word / Google Docs ☑
4. Ms Excel / Google Sheets ☑
5. Ms PowerPoint / Google Slides ☑
6. Internet Techniques ☑
7. Canva PRO Designing ☑
8. Intro to Social Media & Digital Marketing ☑
9. Intro Graphic Designing ☑



**Andheri West:** 9324347326 | **Dadar / Matunga West** 9892081903 | 7977044922

**Dadar | Matunga West 9892081903**  
**Andheri Station West | 26700893 / 9324347326**

[www.softprocomp.com](http://www.softprocomp.com)  
[www.softpro.in](http://www.softpro.in)



#1 TRENDING Course  
for 10<sup>th</sup> Std Students

MS-OFFICE **PROFESSIONAL** WITH  
✓CERTIFICATION, BOOKS/NOTES

All Inclusive Fees ~~11,990~~ 7,990 Limited Offer  
Duration: 2 MONTHS REGULAR / Fast-Track Available

Dadar / Matunga Rd.  
OPP. MOVIE TIME  
CINEMA. 1<sup>st</sup> Floor.  
Andheri Near Station  
Pearl Plaza, 7<sup>th</sup> Floor.

Join Us 

Training Since 1992



# FREE CAREER COUNSELLING

Get **Guidance** on Which Computer  
IT Course is best for Your Future?



FIX Your **Appointment** 9892081903



# Certified COURSES for 10th Students



## COMPUTER & IT SKILLS for 10th Students

### LEARNING BENEFIT

- Digital Literacy
- Career Exploration
- Future-Ready Skills
- Communication Skills
- Presenting Ideas & Projects
- Educational Enhancement



**14-17 years**

#### FOR MORE INFO

 9892081903

 [www.softprocomp.com](http://www.softprocomp.com)

 Dadar | Matunga West  
Andheri West Nr Station

 7977044922 **Whatsapp**

# MS-OFFICE Ms-Word, Ms-Excel & Powerpoint

## Certificate Course in MS-OFFICE Program



### Tech Savvy Teens - Mastering Microsoft Office Essentials

**Course :** "Tech Savvy Teens," an engaging and comprehensive course designed to empower teenagers with essential skills in Microsoft Word, Excel, and PowerPoint.



### Module 1: Introduction to Microsoft Office

- Lesson 1: Overview of Microsoft Office Suite
- Lesson 2: Navigating the Ribbon Interface
- Activity: Setting up a personalized workspace

### Module 2: Ms-Word - Document Mastery

- Lesson 1: Document Creation and Formatting
- Lesson 2: Advanced Text Editing and Styles
- Lesson 3: Collaboration Features in Word
- Activity: Crafting a professional-looking resume

### Module 3: Ms-Excel Explorations -

#### Data Handling and Analysis

- Lesson 1: Spreadsheet Basics and Organization
- Lesson 2: Formulas, Functions, and Data Analysis
- Lesson 3: Introduction to Data Visualization with Charts
- Activity: Building a budget and financial projections

### Module 4: Ms-PowerPoint Powerhouse -

#### Presentation Excellence

- Lesson 1: Creating Dynamic Slides and Layouts
- Lesson 2: Multimedia Integration and Animation
- Lesson 3: Effective Presentation Techniques
- Activity: Designing an impactful school project presentation

### Module 5: Advanced Office Skills

- Lesson 1: Mail Merge in Word
- Lesson 2: Advanced Charting and Analysis in Excel
- Lesson 3: Mastering Slide Masters in PowerPoint
- Activity: Creating a dynamic multimedia presentation

### Certification and Showcase Projects

- Certification: Recognition of completion
- Showcase: Presentation of individual or group projects

**Fees: Rs. ~~11,990~~ Offer 7,990**

**Duration: 2 Months**

14 - 17 YEARS



**UPGRADE YOUR IT SKILLS**  
We have Successfully Trained  
over 9739+ 10th Students





# Graphic Design Your Digital CAREER !



## DIPLOMA IN Advance GRAPHIC DESIGN

1. **Adobe Photoshop™**
2. **Adobe Illustrator™ Vector Graphic**
3. **Adobe In-Design™**
4. Digital Art (**Canva™ PRO Certified**)
5. **Canva™ PRO Video Editing**
6. **Behance™ PORTFOLIO** Creation
7. **FINAL Project** Submission



**AGE 14-17 Years**

**Fees: Rs. ~~33,990~~**

**Offer: Rs. 21990**

**Duration: 4-5 Months**



Unlock your creative potential with our Graphic Designing Course, a comprehensive journey into the world of visual communication.

### What You'll Learn:

**Adobe Photoshop:** Learn to enhance photos, create stunning graphics, and master the art of digital imaging.

**Adobe Illustrator:** Unleash your creativity with vector graphics. Discover the power of Illustrator for creating logos, icons, illustrations.

**Adobe InDesign:** Desktop publishing. From brochures to magazines, learn to create visually appealing documents with InDesign's versatile tools.

**Behance:** Elevate your portfolio game. Build a compelling portfolio that reflects your unique style.

**Canva: GRAPHICIS, VIDEO EDITING. WEB DESIGNING. DIGITAL ART. REELS.**

### Why Choose Our Course:

**Hands-On Learning:** Practice is key. Our course emphasizes practical applications

**Expert Guidance:** Learn from seasoned professionals with extensive experience.

**Project-Based Approach: 35+ Engaging LIVE Projects.**



**Whatsapp**  
click to chat

## Google for 10th Students

### Certificate Course in **GOOGLE SUITE**



#### Module 1: Introduction to Google Suite

Understanding Google Suite and its applications.

#### Module 2: Google **DOCS** - Word Processing Magic

Creating, editing & Formatting text documents.

Collaborative writing and sharing with peers.

Adding images, links, and other elements.

#### Module 3: Google **SHEETS** - Number Crunching Adventures

Basics of spreadsheet creation and organization.

Formulas & Functions for calculations. Charts & Graphs.

#### Module 4: Google **SLIDES** - Presentation Powerhouse

Crafting engaging presentations with text, images, & Multimedia. Dynamic slide Transitions and Animations.

#### Module 5: Google **FORMS** - Surveys and Quizzes

Building customized forms for surveys and quizzes.

Collecting Data and Integrating forms.

#### Module 6: Google **DRIVE** - Cloud Storage Mastery

Organizing and managing files in Google Drive.

Sharing , Utilizing Google Drive for seamless access.

#### Module 7: Google **GMAIL** - Efficient Email Management


Mastering Gmail interface and navigation.

Organizing emails with labels, folders, and filters.

#### Module 8: Google **CALENDER** - Time Management

Scheduling events, reminders, and appointments.

#### Module 9: Final **PROJECT** - Showcasing Skills

**Assessment:** Continuous assessment through hands-on activities & Projects. Final project presentation. 

**Fees: Rs. ~~18,990~~ Offer 14,990**

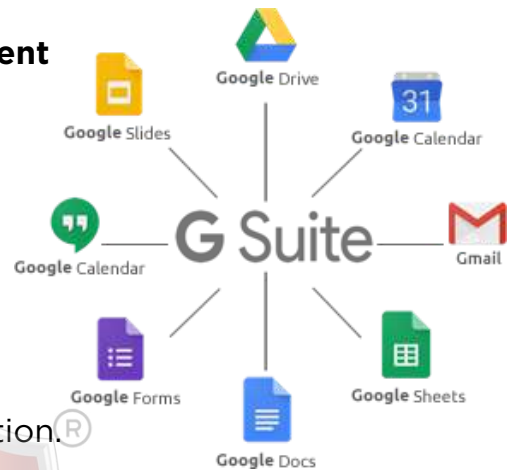
**Duration: 45 Sessions**



**14 - 17 YEARS**

**UPGRADE YOUR IT SKILLS**  
We have Successfully Trained  
over **9739+** 10th Students till  
date!

**MOST  
POPULAR**



**Fun + Functionality = Future-Ready!** 🚀🌈

# WEB Designing Skills for Students



## Certificate Course in WEB DESIGN



### Module 1: CODING - HTML Basics Introduction to HTML (Hypertext Markup Lang)

Understanding HTML syntax and structure.  
Creating a basic HTML document.  
Incorporating text, links, and images.

### Module 2: HTML5 Features and Enhancements

Overview of HTML5 advancements.  
New semantic elements (header, footer, article, etc.).  
HTML5 multimedia elements (audio and video).  
Understanding the canvas element for graphics.

### Module 3: GIF Animation Fundamentals

Introduction to Graphics Interchange Format (GIF).  
Basics of creating simple GIF animations.  
Techniques for optimizing GIF files.  
Adding animation to web pages using GIFs.

### Module 4: Morphing Techniques

Understanding morphing in graphics.  
Overview of image morphing and its applications.  
Practical exercises for morphing images.  
Implementing morphing effects in web design.

### Module 5: AI TOOL for Web Designing

Learn to Create a Responsive Website with AI TOOL.

### Module 6: CREATE AN APP (without Coding)

Lesson 1: Comparison of No-Code Platforms  
Lesson 2: Assessing Your App Requirements  
Lesson 3: Selecting the Ideal Platform for Your Project  
Lesson 4: Designing Navigational Elements  
Lesson 5: Setting Up Your No-Code Environment  
Lesson 6: Creating App Pages and Screens  
Lesson 7: Adding and Customizing UI Elements  
Lesson 8: Integrating Media and Content

**Fees: Rs. 18,990 Offer 14,990**

**Duration: 36 Sessions (Online OR Classroom)**



**Includes Coding**

**AGE**  
**14 - 17 YEARS**

**UPGRADE YOUR IT SKILLS**  
**We have Successfully Trained**  
**over 9739++ 10th Students**



**Fun + Functionality = Future-Ready !** 🚀🌈

# Advance WEB Designing

**ADVANCE Course  
in WEB DESIGN**



**Module 1: CODING - HTML Basics**

(Hypertext Markup Language).

**Module 2: HTML5 Features and Enhancements**

**Module 3: GIF Animation Fundamentals**

**Module 4: Morphing Techniques**

**Module 5: AI TOOL for Web Designing**

**Includes Coding**

**Age 14 - 17 YEARS**

**ADVANCE Web Design Includes 5 Modules of  
CERTIFICATE IN WEB DESIGN**

**UPGRADE YOUR IT SKILLS**  
We have Successfully Trained  
over 9739+ 10th Students

**Module 7: Adobe Dreamweaver Basics**

Introduction to Dreamweaver's interface and features.

Creating static web pages with HTML and CSS.

Understanding the fundamentals of web design.



**Module 8: WordPress.com Essentials**

Navigating the WordPress.com platform.

Creating and customizing a WordPress.com website.

Understanding themes, plugins, and widgets.

**Module 9: Content Management with WordPress.com**

Managing and organizing content effectively.

Creating blog posts, pages, and multimedia.

Utilizing categories and tags for efficient content structure.

**Modules 1 - 9**

**(Includes Certificate Web Design)**

**Fees: Rs. 45,990 Offer 19,990**

**Duration: 70 Sessions**



## Content Writing Course (Ages 14-17)

### Course Duration: 8 Weeks

Objective: Through interactive and creative activities, students will enhance their ability to express ideas clearly, organize thoughts, and create engaging written content.



### Week 1: Understanding Content Writing

- Exploring different types of content (stories, articles, blogs)
- Developing a basic understanding of audience and purpose in writing

### Week 2: Building a Strong Foundation

- Grammar basics: parts of speech, sentence structure
- Spelling and vocabulary enhancement
- Introduction to proofreading and editing

### Week 3: The Art of Storytelling

- Elements of a story: characters, setting, plot
- Creating a story outline
- Writing a short story and sharing with classmates

### Week 4: Crafting Engaging Articles

- Understanding the structure of articles
- Identifying and researching interesting topics
- Writing an informative article on a chosen subject

### Week 5: NICHE Clarity | Writing for SOCIAL MEDIA

- Searching for a Niche, Picking up a Industry & Category for Niche.
- Writing Captions, Hashtags, Headlines for Social Media

### Week 6: Blogging Basics & Creating BLOG

- What is a blog and how to start one
- Developing a blog post: ideas, headlines, and content
- Creating a simple blog and sharing posts with classmates

### Week 7: Research and Fact-checking | Keyword TOOLS

- The importance of research in writing
- Learning how to find reliable sources
- Fact-checking and incorporating information into writing

### Week 8: Review and Showcase

- Reviewing and reflecting on the skills learned
- Showcasing a portfolio of the students' best work
- Providing constructive feedback to peers

### And LEARN 5 AI Tools


#### Assessment:

- Weekly writing assignments
- Peer review and feedback sessions

#### Materials Needed:

- **Access to a computer for online research and blogging activities**


**Note to Parents:** Parents are encouraged to support their child's learning by reviewing their work, providing constructive feedback, and engaging in discussions about the topics covered in the course.



**Fees: Rs. 18,990 Offer 7,990**  
**Duration: 12 Sessions (Online)**



## 5 Artificial Intelligence Tools Course in CHATGPT & AI Tools



**AGE**  
**14 - 17 YEARS**



## Learn **5** AI Tools

1. *AI Graphic*
2. *Video Editing*
3. *Captioning*
4. *Digital Card*
5. *Web Design*
6. *Blogging*

### Module 1: Introduction to ChatGPT

- Lesson 1: Understanding Conversational AI
  - Overview of Natural Language Processing (NLP)
  - Introduction to GPT
  - (Generative Pre-trained Transformer) architecture
- Lesson 2: Overview of ChatGPT
  - Evolution of ChatGPT models
  - Key features and capabilities

### Module 2: Getting Started with ChatGPT

- Lesson 1: Setting Up Your Environment
  - Accessing OpenAI's ChatGPT API
  - Using ChatGPT through OpenAI's Playground
- Lesson 2: Exploring the Interface
  - Input formats and options
  - Interpreting responses


### Module 3: Building Conversations with ChatGPT

- Lesson 1: Crafting Effective Prompts
  - Tips for formulating queries
  - Handling context in conversations
- Lesson 2: Controlling Output
  - Adjusting temperature and max tokens
  - Dealing with potential biases

### Module 4: Advanced Features and Customization

- Lesson 1: Introduction to Fine-Tuning
  - Overview of fine-tuning process
  - Use cases for fine-tuned models
- Lesson 2: Customizing Responses
  - Implementing user-specific instructions
  - Tailoring outputs for specific domains

**Fees: Rs. ~~18,990~~ Offer 4,990**  
**Duration: 12 Sessions (Online)**



## 2D Animation - Adobe Animate

**AGE**  
**14 - 17 YEARS**

### Advance Course in 2D ANIMATION

#### Adobe Animate – Mastering 2D Animation

**Course Overview:** Dive into the dynamic world of animation with **Adobe Animate**, the industry-standard software for 2D animation. This course is designed for beginners and aspiring animators, offering hands-on experience in creating captivating animations with **Adobe Animate**.

#### Module 1: Introduction to Adobe Animate

- Adobe Animate interface and tools.
- Understanding the principles of 2D animation.
- Setting up a new project in Adobe Animate.

#### Module 2: Animation Basics

- Creating keyframes and frames in the timeline.
- Exploring tweening techniques for smooth animations.
- Understanding the concept of easing and timing.

#### Module 3: Character Animation

- Rigging and animating characters in Adobe Animate.
- Lip-syncing techniques for character dialogue.
- Incorporating facial expressions and body movements.

#### Module 4: Special Effects and Transitions


- Adding special effects to enhance animations.
- Creating transitions between scenes.
- Mastering advanced animation techniques.

#### Module 5: Interactive Elements

- Incorporating interactive elements.
- Creating buttons and interactive navigation.
- Exporting animated content for web and multimedia.

#### Course Objectives:

- Gain proficiency in **Adobe Animate** for 2D animation projects.
- Master animation basics, character animation, and special effects.
- Understand the principles of interactive elements within animations.
- Create a portfolio-ready 2D animation project.



**Fees: Rs. ~~18,990~~ Offer 13,990**

**Duration: 25 Sessions**



**Whatsapp**  
click to chat

# 🚀 Unlock Your Creative Power - Build Your Own Game without Limits!

12-18yrs



## 🎮 Why Just **PLAY** When You Can Create?

Have you ever wished you could design your Characters, and Epic quests? With Unreal Adventures, **you're not just a player; you're the mastermind** behind the next big gaming sensation. **No coding experience needed** – just bring your enthusiasm and let's turn your gaming dreams into reality!

## 🚀 Why Teenagers Love Unreal Adventures:

- No Coding Required
- **Hands-On Experience:** Build your game from scratch and see your ideas come to life.
- **Explore Unreal Engine:** Navigate the same tool used by professionals in the gaming industry.



Gaming Course



Whatsapp  
click to chat

www.softprocomp.com | Dadar | Matunga | Andheri | Online |

7977044922



## Game Development with Unreal Engine for Teenagers



### Module 1: Getting Started with Unreal Engine

- Lesson 1: Introduction to Unreal Engine
  - Overview of Unreal Engine and its capabilities
  - Understanding the Unreal Editor interface
- Lesson 2: Installing Unreal Engine
  - Step-by-step guide to installing Unreal Engine
  - Configuring the development environment
- Lesson 3: Creating Your First Project
  - Setting up a new project in Unreal Engine
  - Exploring project templates and settings



### Module 2: Fundamentals of Game Design

- Lesson 1: Basics of Game Design
  - Understanding game mechanics and elements
  - Importance of player experience in game development
- Lesson 2: Storytelling in Games
  - Developing a narrative for your game
  - Integrating story elements into gameplay
- Lesson 3: Level Design Principles
  - Introduction to level design
  - Creating engaging and challenging game levels

### Module 3: Introduction to Visual Scripting

- Lesson 1: Introduction to Blueprints
  - Understanding the system in Unreal Engine
  - Overview of nodes and graphs
- Lesson 2: Creating Game Logic
  - Building player character functionality
  - Implementing basic game interactions
- Lesson 3: Animation and Events
  - Incorporating animations using Blueprints
  - Triggering events based on player actions

### Module 4: Working with 3D Assets

- Lesson 1: Introduction to 3D Modeling
  - Basics of 3D modeling for games
  - Overview of popular 3D modeling tools
- Lesson 2: Importing and Optimizing Assets
  - Importing 3D models into Unreal Engine
  - Optimizing assets for game performance
- Lesson 3: Texturing and Materials
  - Applying textures to 3D models
- Creating and modifying materials in Unreal Engine

### Module 5: Advanced Gameplay Mechanics

- Lesson 1: Advanced Blueprint Techniques
  - Exploring advanced Blueprint nodes and functions
  - Implementing complex game mechanics
- Lesson 2: AI (Artificial Intelligence) Implementation
- Lesson 3: Implementing Multiplayer Features
  - Setting up multiplayer functionality
  - Creating a basic multiplayer game experience

### Module 6: Testing and Debugging

- Lesson 1: Playtesting Your Game
  - Importance of playtesting in game development
  - Gathering and implementing feedback
- Lesson 2: Debugging Techniques

### Module 7: Publishing Your Game

- Lesson 1: Packaging and Deployment
  - Packaging your game for different platforms
  - Configuring deployment settings
- Lesson 2: Marketing Your Game
  - Basics of game marketing for indie developers
  - Creating promotional materials and strategies

### Module 8: Final Project and Showcase

- Lesson 1: Final Project Guidelines
  - Overview of the final project requirements
  - Individual or group project options
- Lesson 2: Project Showcase
  - Presentation of final projects

*Gaming Course*



Students will have gained a foundational understanding of game development using Unreal Engine, **developed their own game projects, and acquired valuable skills for future endeavors in the exciting world of game design.**

**Fees: Rs. ~~45,990~~ Offer 25,990**

**Duration: 3 Months**



# 3D ANIMATION BLENDER

## COURSE



14-18yrs



JOIN NOW





LIMITED OFFER

# 3D ANIMATION BLENDER

Course Content!



## MODULE 1: INTRODUCTION TO BLENDER

## MODULE 2: BASIC 3D MODELING

- 1. Primitive Objects 2. Modifiers and Mesh Editing:

## MODULE 3: SCULPTING AND TEXTURING

- 1. Sculpting Tools 2. Texturing and UV Mapping:

- Applying textures to 3D models. Understanding UV mapping and unwrapping.

## MODULE 4: ADVANCED 3D MODELLING

- 1. Hard Surface Modelling 2. Modelling for Animation:

- Rigging and preparing models for animation. Understanding the importance of topology.

## MODULE 5: ANIMATION AND RIGGING

- 1. Introduction to Animation:

- Keyframe animation in Blender. Creating smooth and realistic animations.

- 2. Rigging and Armatures:

- 3. Rigging characters for animation. Implementing inverse kinematics (IK) and constraints.

## MODULE 6: LIGHTING AND RENDERING

- Lighting Techniques:

- Implementing various lighting setups. Enhancing scenes with realistic lighting.

- Rendering in Blender:

- Configuring rendering settings. Exploring the Cycles and Eevee render engines.

## MODULE 7: PARTICLE SYSTEMS AND SIMULATIONS

- **Particle Systems:** Creating dynamic effects such as fire, smoke, and rain. Fine-tuning particle parameters. **Physics Simulations:** Simulating physics-based animations. Cloth, fluid, and soft body simulations.

## MODULE 8: COMPOSITING AND POST-PROCESSING

- Compositing, Combining and enhancing rendered images. Post-Processing Techniques

## MODULE 9: GAME DEVELOPMENT WITH BLENDER

- Introduction to Blender Game Engine: Basics of game development in Blender. Creating simple interactive games. Exporting to Game Engines Models and Animations.

## MODULE 10: REAL-WORLD PROJECTS AND PORTFOLIO BUILDING

- **Project-Based Learning:** Applying acquired skills to practical projects.
- **Building a portfolio showcasing completed work.**
- **Industry Tips and Best Practices:**
  - **Tips for efficient workflows and time-saving techniques.**
  - **Best practices for collaboration and asset management.**



12-18yrs

✓ ORIGINAL FEES

Rs. 36,990

SPECIAL OFFER

Rs. 27,990

✓ LIMITED OFFER - further 55% off

Rs. 18,990 only ✓

Duration 2-3 Months



# Certified COURSES for 10th Students



 7977044922

CLASSROOM  
TRAINING

**LIVE**  
**ONLINE**  
**TRAINING!**

Join Us 

[www.softprocomp.com](http://www.softprocomp.com)

### Andheri West

Pearl Plaza, **7th Floor**,  
Office 704, Masjid Gali,  
Outside Andheri West Stn  
Next to McDonald

**Next to Andheri West Station,**  
9820936176

### Dadar & Matunga

B/2 Vimal Udyog Bhavan,  
**Opp. Movie Time Cinema**  
Manmala Tank Road,  
10 Min Matunga West Rd Stn  
9833900110  
9833900330



Training Since 1992